

FLANGED AXIAL CHECK VALVE

TECHNICAL PASSPORT

FLANGED PN10 AXIAL CHECK VALVE DUCTILE IRON BODY

CA 4208A

APPLICATION

Non-return check valve.

Area of use: Industries, fluid pumping, water supply, hydraulic networks, etc.



Fluids: clear water, uncharged liquids, non-corrosive products, etc



GENERAL CHARACTERISTICS

Range: from DN350 to DN600.

- Non -return valve in cast iron all positions.
- Simple axial guidance prevents blocking of the disc.
- Mounting direction is indicated on the body by an arrow.
- Low cracking pressure.
- Low head losses.
- Simple installation and use.
- Stainless steel return spring for mounting in any position.
- Sealing ensured by flat nitrile gasket.

STANDARDS

Design	Design according to EN 12334
Connection	Flanges drilled according to EN 1092-2 and DIN 2501/1 : ISO PN10.
Tests	Pressure test according to standards EN12266-1, DIN 3230, BS 5154 and ISO 5208: Body : 15 bar Seat : 11 bar

PRODUCT APPROVALS

ERC

Tecofi France



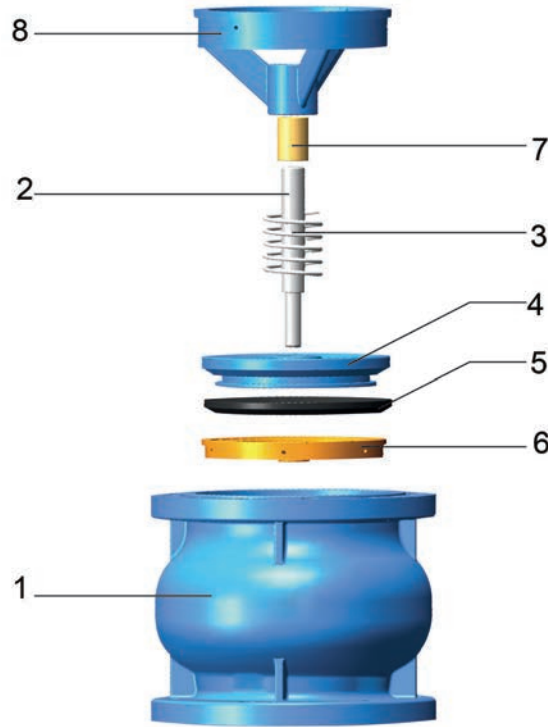
FLANGED AXIAL CHECK VALVE

TECHNICAL PASSPORT

CA 4208A

CONSTRUCTION

Component	Coating
Body	Epoxy powder RAL 5005 thickness 150µm



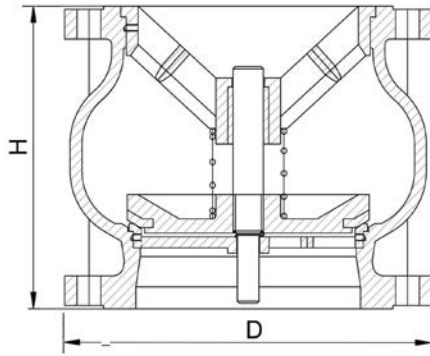
Pos.	Description	Material
1	Body	Ductile iron GGG40
2	Guide	Stainless steel X20 Cr13
3	Spring	Stainless steel 302
4	Plug	Ductile iron GGG40
5	Gasket	NBR
6	Sealing ring	Bronze
7	Bearing	Bronze
8	Upper part	Ductile iron GGG40

FLANGED AXIAL CHECK VALVE

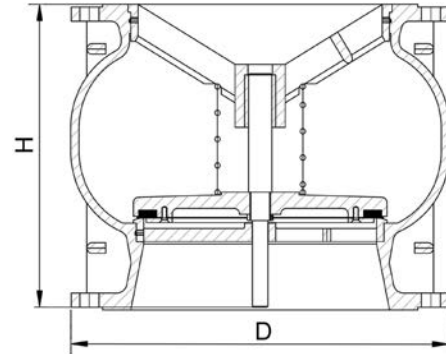
TECHNICAL PASSPORT

CA 4208A

DIMENSIONS



DN350 - 400



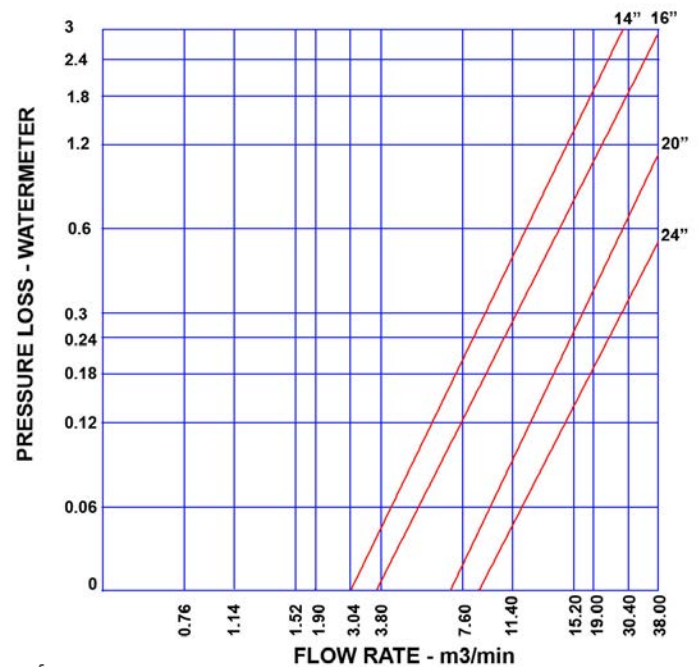
DN500 - 600

DN		H	D	Weight (kg)
mm	inch			
350	14	425	520	180
400	16	475	580	240
500	20	587	715	380
600	24	710	840	590

WORKING CONDITIONS

Maximum working pressure : 10 bar
 Maximum working temperature : -10°C / +80°C

HEAD LOSS DIAGRAMM



! During the mounting it is recommended to maintain a distance of 3 to 5 times the minimal diameter upstream and downstream of an elbow or appliance. This makes it possible to stay out of areas of turbulence likely to increase the risk of wear.
 At the discharge of a pump it is advisable to carry out the assembly in accordance with the **FD CEN/TR 13932** standards